


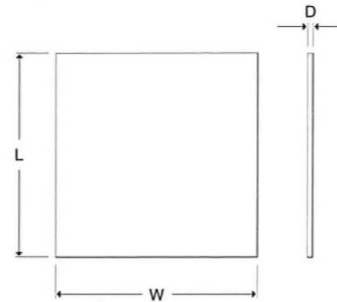
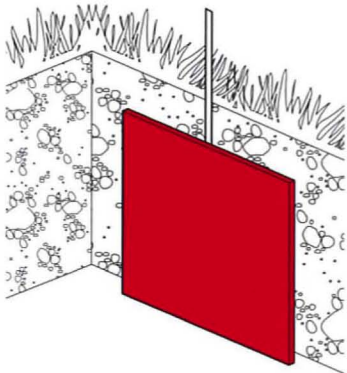
Earth Plate - Copper

These solid copper earth plates are used as part of an earthing network. They provide a long lasting solution where earth rods are unsuitable.

L	W	D	Surface Area	Weight	Pack Qty	Part Number
600	600	1.5	0.73m ²	4.80	1	EMP 601
600	600	3	0.73m ²	9.60	1	EMP 603
900	900	1.5	1.63m ²	10.80	1	EMP 901
900	900	3	1.63m ²	21.50	1	EMP 903

Material:

Pure electrolytic Copper Grade BS 2874-C101.



Lattice Copper Earth Mat

These Wallis lattice earth mats are a lower cost option to solid copper earth plates and when used with Bentonite provide a long lasting earth. Earth mats or plates may be preferred on some telecoms towers where step potential could cause problems.

L	W	D	Surface Area	Weight	Grid	Pack Qty	Part Number
600	600	3	0.31m ²	4.50	5	1	EML 603
900	900	3	0.65m ²	9.50	7	1	EML 903
900	900	3	0.65m ²	6.10	5	1	EML 903 SPC

Material:

Copper Bar BS 1432-C101 with Copper Rivets.

